



- OUTPUT VOLTAGE CHANNELS 512 MAX
- EACH CHANNEL CAN BE USED INDEPENDENTLY
- EACH CHANNEL FROM 1kV~30kV,2W~30W
- HIGH STABILITY, ULTRAL-LOW RIPPLE, LOW NOISE
- STANDARD RS-485 CONTROL
- FLOATING GROUND
- ARC and SHORT CIRCUIT PROTECTION
- FRONT PANEL CONTROL OR CONTROL REMOTELY
- OEM CUSTOMIZATION AVAILABLE

INTRODUCTION

Wisman's MSB multi-channel high-voltage power supply outputs 512 channels max. Each channel can be used and controlled by MSB system independently via front panel, providing with voltage and current monitor on the front panel. These MSB systems are specifically designed with proprietary linear power conversion techniques to provide exceptionally low ripple and noise. MSB system can be controlled remotely, with RS-485 interface, overcurrent, arcing and short circuit protection options.

TYPICAL APPLICATIONS

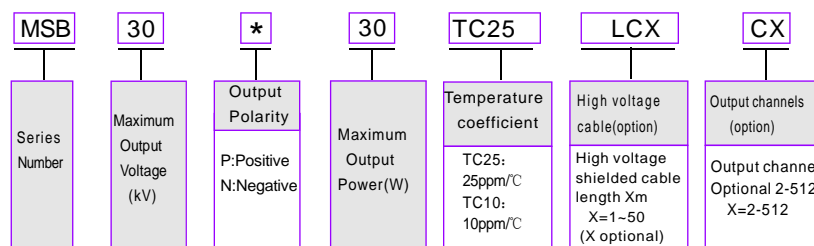
Mass spectrometry, Photomultiplier tubes, Solid state detectors, Piezoelectric crystal devices, Ultrasonic transducers, Micro channel plates, Spectroscopy, Scintillation counters, Electron multiplying detectors, Nuclear instruments, Electrophoresis, DNA sequencing, Counters, Electron beams, Ion beams, SEM(Scanning Electron Microscope), CD-SEM (Critical Dimension SEM), E-Beam lithography, FIB(Focused Ion Beam), AES(Auger electron spectroscopy), Electrostatic chuck, Voltage bias, Electron microscope, Precision lens, Image intensifier, Semiconductor test, Capacitor charging, Electrostatic spinning, Electrostatic discharge test ESD, Life science, Medical chemical industry, Scientific experiment, Industrial application.

MSB SELECTION TABLE

kV	mA	P(W)	MODEL	RIPPLE(mVpp)	kV	mA	P(W)	MODEL	RIPPLE(mVpp)	kV	mA	P(W)	MODEL	RIPPLE(mVpp)
1	5.0	5	MSB1*5	10	3	1.67	5	MSB3*5	10	15	0.33	5	MSB15*5	30
	10.0	10	MSB1*10	10		3.33	10	MSB3*10	10		0.67	10	MSB15*10	30
	30.0	30	MSB1*30	10		10.0	30	MSB3*30	10		2.0	30	MSB15*30	30
2	2.5	5	MSB2*5	10	5	1.0	5	MSB5*5	10	20	0.25	5	MSB20*5	30
	5.0	10	MSB2*10	10		2.0	10	MSB5*10	10		0.5	10	MSB20*10	30
	15.0	30	MSB2*30	10		6.0	30	MSB5*30	10		1.5	30	MSB20*30	30
2.5	2.0	5	MSB2.5*5	10	10	0.5	5	MSB10*5	20	30	0.17	5	MSB30*5	50
	4.0	10	MSB2.5*10	10		1.0	10	MSB10*10	20		0.33	10	MSB30*10	50
	12.0	30	MSB2.5*30	10		3.0	30	MSB10*30	20		1.0	30	MSB30*30	50

Note: 0 to max voltage, 0 to max power can be customized.

MSB SELECTION EXAMPLE





SPECIFICATIONS




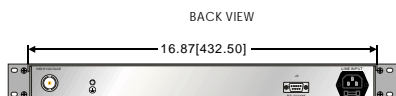

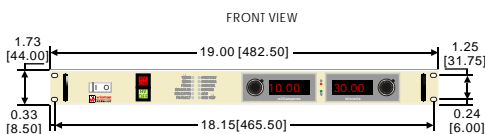
Parameter	Description
Input	220Vac±5%, Input current <1A.
Output	1kV~30kV optional.
Stability	After one hour warm up period.10ppm/hour; 25ppm/8 hours; 100ppm/1000 hours
Temperature Coefficient	10ppm per degree C
Ripple	See MSB Selection example.
Output Voltage Accuracy	±2%。
Voltage Control	Local: Internal multi-turn potentiometer to set voltage from 0 to full output voltage. Remote: 0 to +10Vdc proportional from 0 to full output voltage.
Current Control	Local: Internal potentiometer to set current between 0 and full output current. Remote: 0 to +10Vdc proportional from 0 to full output current.
Voltage Load Regulation	0.01% (no load to rated load)
Voltage Line Regulation	±0.01%(±10% change in input voltage)
Operating Temperature	0℃ ~ 50℃ 。
Storage Temperature	-35℃ ~ 85℃ 。
Humidity	20%~85% RH, non-condensing,
Dimensions	See MSB Mechanical Dimensions

RS-485 DIGITAL INTERFACE

J3	SIGNAL	J3	SIGNAL
1	N/C	6	N/C
2	N/C	7	RS-485B
3	N/C	8	N/C
4	N/C	9	RS-485A
5	N/C		

MSB DIMENSIONS

DIMENSIONS: in.[mm]



MULTI-CHANNEL SYSTEM